

# Provides top performance in the tightest of space.



At the very first glance, the I/O 1000 range impresses with the narrow design of its I/O modules, which can take up to 8 connections. They only require 0.5 in (12.5 mm) of space on conventional DIN rails.

## Highlights

- Compact design and slimline construction
- Scalable supply concept
- Fast diagnostics
- High performance and very robust

## Properties


- Slim module width of 0.5 in (12.5mm)
- Tension spring technology
- Separation of electronics from wiring level
- Up to 64 modules can be mounted

# I/O System 1000




## Permanent wiring

- 2-part concept: base module and electronic module
- Electronic modules can be replaced without having to touch the wiring
- Item designation remains on the base module
- Coding prevents insertion of the wrong module type



## Fast diagnostics

- Clearly structured labelling and diagnostics concept
- Brightly lit LEDs are easy to identify, even in a poorly lit control cabinet
- One LED and one labelling field are clearly assigned to each channel




## Integrated shield connection

- Brackets for fitting EMC shield buses are available as accessories
- Direct installation of standard 10 \* 3 bus bars on the I/O station
- Shield connection possible with standard cable fasteners and shield clamps




## Scalable supply concept

- The main supply is a fixed component of the bus coupler and supplies both the electronics and the I/O level
- Additional I/O supply available as an option, in the event that more than 10 A output current is required
- Additional I/O supply and electronic supply available as an option for extremely large station structures
- Each new I/O supply forms a separate potential area



## Simple connection

- Circuit diagram and connection plan printed directly on the module
- Side: detailed view
- Front: simplified view, visible even when modules are fitted



## Mounting requires no tools

- Direct snap-in mounting on the DIN rail
- Individual module or entire station can be installed
- Complete blocks can be added to the DIN rail at a later date
- Release lever remains open, allowing entire stations to be installed and removed

<b>Modules</b>	
<b>Bus coupler</b>	
Bus systems	CANopen, PROFIBUS, DeviceNet, PROFINET, EtherCAT, Modbus TCP
<b>Digital I/O</b>	
Inputs	2/4/8 channels, positive or negative switching
Outputs	2/4/8 channels, positive or negative switching, 0.5 A or 2 A
Relay	2 NO contacts
<b>Analog I/O</b>	
Inputs	2/4 channels, 0 to 20 mA, -10 to +10 V, 12-bit or 16-bit resolution
Outputs	2/4 channels, 0 to 20 mA, -10 to +10 V, 12-bit resolution
<b>Other modules</b>	
Temperature measurement	4-channel resistance testing (e.g. PT100) 2-channel thermocouple testing
Counter	Single or double, HTL/TTL
Encoder evaluation	SSI interface
Technology	PWM signal generation, RS232 interface, RS422/485 interface
<b>Power supply modules</b>	
Supply	Main power supply, I/O supply
Potential distribution	0 V, 24 V